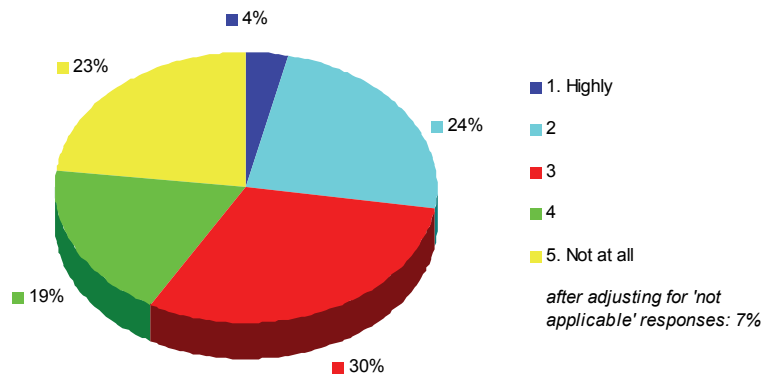


Business held back by congestion.

Three-quarters of businesses are being held back by congestion on the roads according to findings in the July survey.

Respondents said that the traffic jams that routinely bring British roads to a standstill have reached a point where they are an impediment to success in business. Increased traffic congestion, together with insufficient public transport and increasing awareness of carbon emissions from vehicles, all contribute to increasing pressure on today's transport systems.

To what extent has congestion on the roads reached the point where it is holding your business back?



Numbers of vehicles registered continues to climb

In 2006-2007 the number of passengers travelling by train grew by 7.5%¹. Numbers of vehicles registered for use on UK roads continued to climb as did estimated traffic levels, while the average vehicle delay on the slowest 10% of journeys increased by 8.7% compared to 2004-2005².

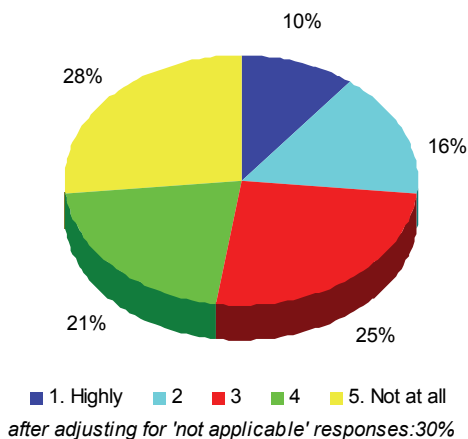
¹ National Rail Trends Yearbook 2006-2007 Office of Rail Regulation

² Road Statistics 2006: Traffic, Speeds and Congestion – Department for Transport

Is Home working the answer?

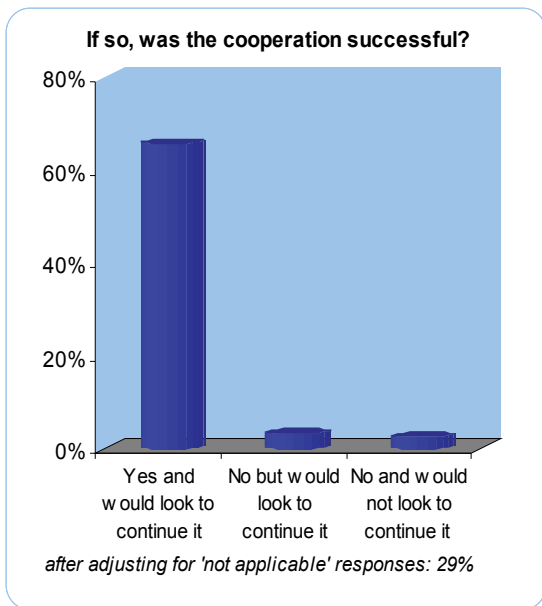
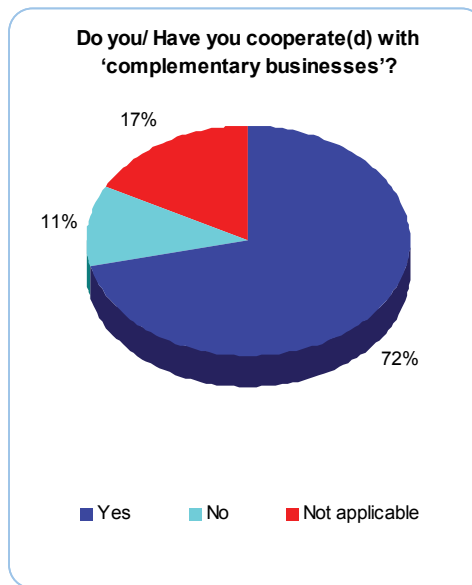
In light of this, another finding for July is perhaps not surprising – more than a quarter of respondents said they would prefer more home working by their staff, and 30 per cent said it would be practical for their staff to do so.

Given the pressure on today's transport systems, to what extent would you prefer more home working by your staff?



Cooperation with complementary businesses — does it work?

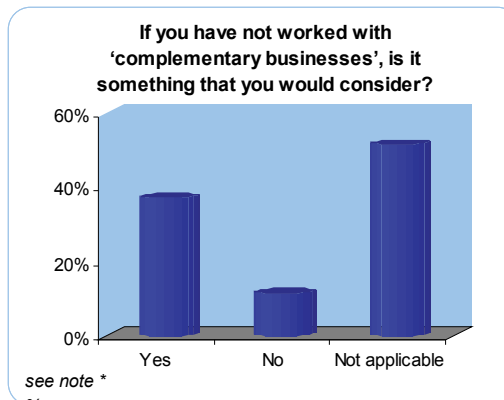
71% of respondents said they have worked with complementary businesses and of those that have, 92% have found it to be successful.



Amongst the 8% of the respondents with experience of working with complementary businesses who didn't find it successful, over half (57%) would still look to continue to work with them.

Is it something you would consider?

The idea of working with complementary businesses attracted substantial interest among those who were not able to say that they have tried it. The 28% of respondents who have not worked with complementary businesses were in two groups – those who said this idea is not applicable to them (17% of total respondents) and those who have not tried it (11%).

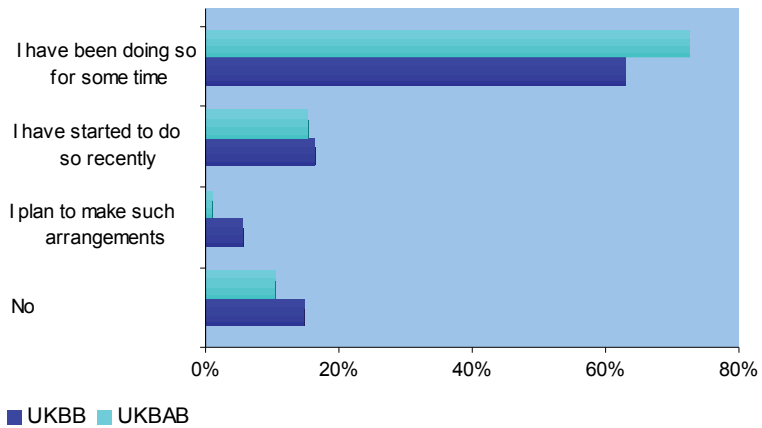


Note: the chart on the right covers all the respondents who responded 'no' or 'not applicable' to the question: Do you/ Have you co-operate(d) with 'complementary businesses'?

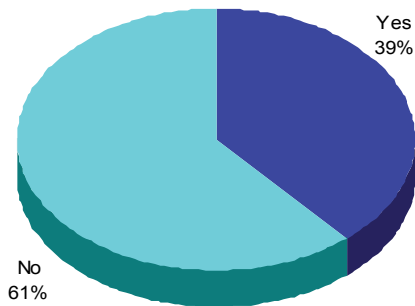
Switched off? - 85% say ‘Yes.’

The Green Technology Initiative has been set up to encourage the reduction of firms’ carbon footprints particularly by reducing power used by IT equipment. Panellists of both the UKBB and the parallel survey of business advisers, the UKBAB, were asked the same question and it seems that the majority of respondents to both surveys are well aware of the savings to be made from switching off machines rather than leaving them on standby since only 15% of UKBB respondents and 11% of UKBAB respondents say they don’t switch off. 22% of UKBB respondents and 16% of UKBAB respondents are recent converts, either having started to do so recently or planning to make such arrangements, while 63% of UKBB and 73% of UKBAB respondents have been doing so for some time.

**‘The message about turning off systems that are not in use is beginning to get through, but much more needs to be done.’
At times when your premises is closed, do you make arrangements to switch off machines completely rather than leave them on stand-by?**



Have you had to pass up business opportunities because you have not been able to secure funding in time or secure it at all?



after adjusting for 'not applicable' responses: 24%

Missed opportunities

Recent research has highlighted that if businesses in England are to get the right funding for opportunities that come their way, their financial advisors are going to have to improve the support that they give in order to help them secure the right funding packages. Nearly 40% of respondents to the July UKBB survey have had the experience of having to pass up business opportunities because timely funding was not available.

©2005 THE UNIVERSITY OF NOTTINGHAM ALL RIGHTS RESERVED

> **AUGUST EDITION — THE QUESTIONS — JULY 2007 - BB110**

- Q1. To what extent has congestion on the roads reached the point where it is holding your business back?
- Q2. Given the pressure on today's transport systems, to what extent would you prefer more home working by your staff?
- Q3. To what extent is it practical for your employees to work from their homes (either part or full time)?
- Q4. At times when your premises is closed, do you make arrangements to switch off machines completely rather than leave them on stand-by?
- Q5. Do you/have you worked with 'complementary businesses' (not your competitors, but companies whose products or services complement your own) on a quid pro quo basis?
- Q6. Have you had to pass up business opportunities because you have not been able to secure funding in time or secure it at all?
- Q7. To what extent do you regard the need to approach a business adviser as a reflection of your business's shortcomings?
- Q8. Does your business have a website?
- Q9. To what extent are you aware of your abilities to optimise your website's profile on search engines such as Google?
- Q10. Given the move to the optimisation of websites, to what extent do you think that information presented by search engines is pushed at you rather than discovered by you?
- Q11. Do you monitor the number of hits on your website?
- Q12. Appointments were made recently of Ministers and Shadow Ministers for specific UK regions. To what extent do you think that such appointments will benefit business?

Click here to view the complete set of results for this and for previous surveys:

www.ukbb.ac/UI/surveys.aspx

Sector			
Production & Manufacturing	Distribution	Services	Total
26%	8%	66%	100.0%

About the respondents:
In the July 2007 survey 122 respondents were drawn with the following population characteristics:

Turnover (£)			
< 1 M	1M-3M	>3M	Total
66%	18%	16%	100.0%

Number of Full-time Employees					
1-10	11-20	21-50	51-100	100+	Total
60%	23%	9%	4%	4%	100.0%

For further information, please contact **The Barometer Project Team:**

Rick Eagles t: 0115 8466860 e: rick.eagles@nottingham.ac.uk

Liz Rose t: 0115 8466189 e: liz.rose@nottingham.ac.uk

Please feed back your thoughts via the following link: www.ukbb.ac/UI/contact.aspx